

Unit 23

Worksheet

Our Home



NAME

CLASS

Let's make a colourful home.

Bonus Unit

Our Home



NAME _____

CLASS _____



Circle the objects that you know in English in each room and tell their names.

Unit 24


Worksheet

Household Materials



NAME _____

CLASS _____



Lets colour the household materials!


Bonus Unit

Household Materials



NAME

CLASS



Let's make a colourful house and tick the objects you have in your room.

Bonus Unit

Kitchen Stuff



Sofra Adabını
Öğrenelim

Tabağı ortaya koy: Put the plate in the middle.

(Put dı pıleyt in dı midıl.)

Kaseyi tabağın üstüne koy: Put the bowl on the plate.

(Put dı bovl on dı pıleyt.)

Çatalı tabağın soluna koy: Put the fork to the left.

(Put dı fork tu dı left)

Bıçağı kaşığın sağına koy: Put the knife to the right.

(Put dı nayf tu dı rayt.)

Kaşık Bıçağın Sağına koy: Put the spoon to the right of the knife.



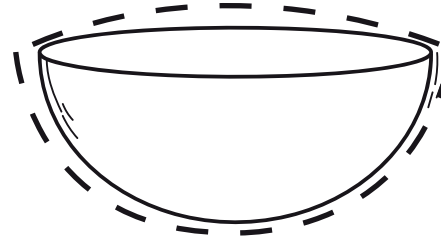

(Put dı sıpuun tu dı rayt of dı nayf.)

Su bardağını koy: Put the glass. (Put dı gılas .)



NAME

CLASS



Let's cut the kitchen stuff and place them appropriately by following the instructions given above.

