

Unit 15(Yünit 15) Ünite 15

Worksheet (Vörkşit)

Çalışma Kağıdı

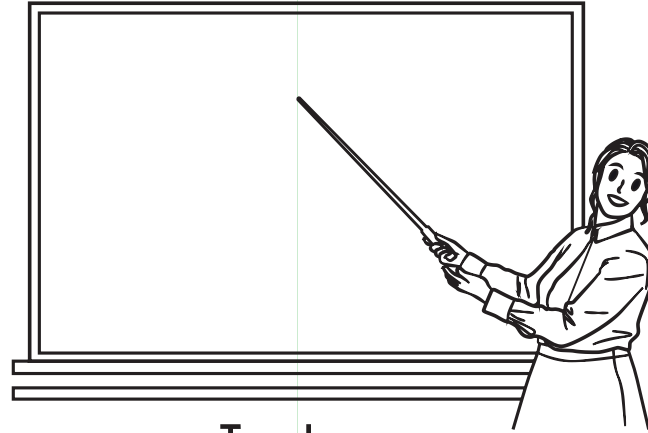
Jobs (Cabs)

Meslekler



NAME (NEYM) / AD


CLASS (KILAS) / SINIF




Teacher



Doctor



Dentist



Engineer



Fireman



Policeman

What do you want to be when you grow up? Colour it. (Vat du u vant tu bi ven u girov ap? Kalır it.)  
Büyüünce ne olmak istersin? O mesleği boya.

**Bonus Unit**  
**(Bonus Yunit)**  
**Bonus Ünite**  
**Jobs (Cabs)**  
**Meslekler**



NAME (NEYM) / AD

CLASS (KILAS) / SINIF

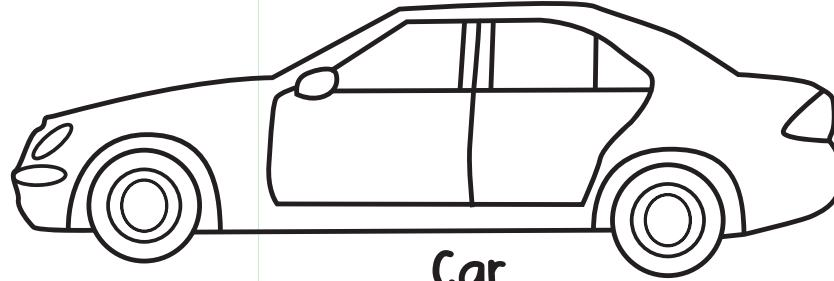
Stick a photo of your favourite job. (Sitik e foto of yor feyvirit cab.)  
En sevdiğiniz mesleğin resmini yapıştıralım.

Unit 18 (Yünit 18) ünite 18  
Worksheet (Vörkşit)  
Çalışma Kağıdı  
Vehicles (Viykılıs)  
Taşıtlar

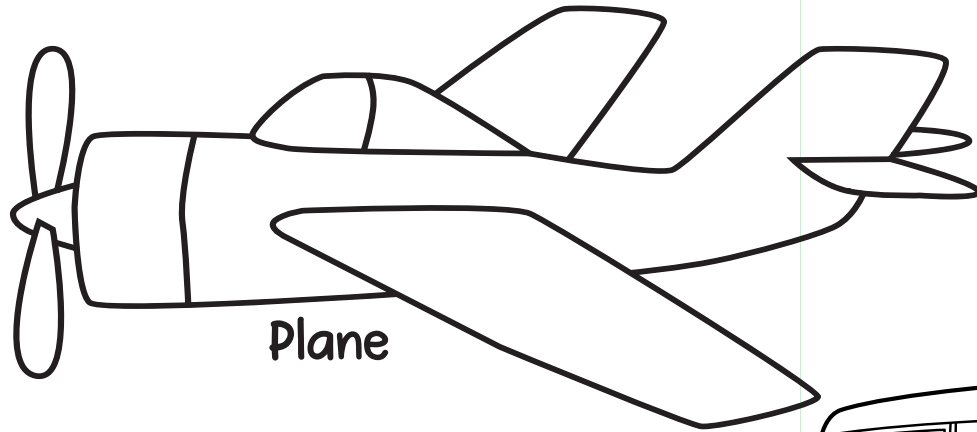


NAME (NEYM) / AD

CLASS (KILAS) / SINIF

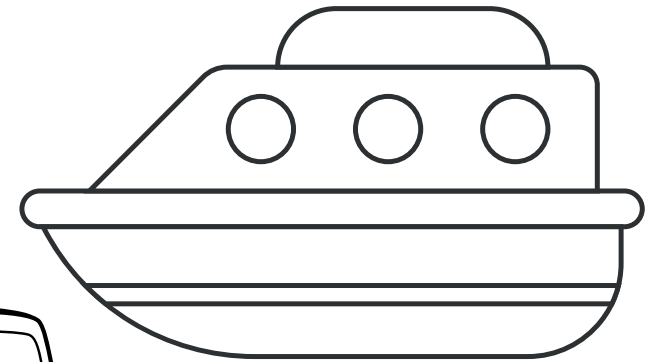



Car




Plane


Bus



Boat



Train



Bike


Let's paint the vehicles! (Lets peint di viykılıs!) Haydi taşıtları boyayalım!

Bonus Unit  
(Bonus Yunit)  
Bonus Ünite  
Vehicles (Viykılıs)  
Taşıtlar



NAME (NEYM) / AD

CLASS (KILAS) / SINIF







Let's paint the bus and the traffic lamps. (Lets peint dı bas end dı tırafık lemps!)  
Haydi otobüsü ve trafik ışıklarını boyayalım!

Bonus Unit  
(Bonus Yünit)  
Bonus Ünite  
Vehicles (Viykılıs)  
Taşıtlar



NAME (NEYM) / AD

CLASS (KILAS) / SINIF



Tick your two favourite vehicles and tell them in English. (Tik yor tu feyvirit viykılıs end tel dem in İngiliz).  
Favori iki ulaşım aracını işaretleyip İngilizcelerini söyleyelim.

Unit 19 (Yünit 19) Ünite 19

Worksheet (Vörkşit)

Çalışma Kağıdı


Shapes (Şeyps)

Şekiller



NAME (NEYM) / AD

CLASS (KILAS) / SINIF



Blue



Yellow



Purple



Red



Orange



Pink



Black



Green



Brown


Paint the robot according the colors given. (Peynt dı robot ekording dı kalırs givin.)  
Verilen renklere göre robotu boya.

Bonus Unit  
(Bonus Yünit)  
Bonus Ünite  
Shapes (Şeyps)  
Şekiller

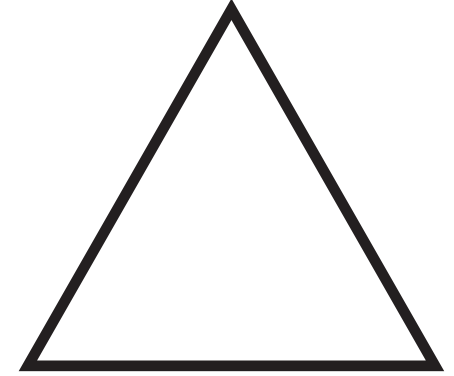
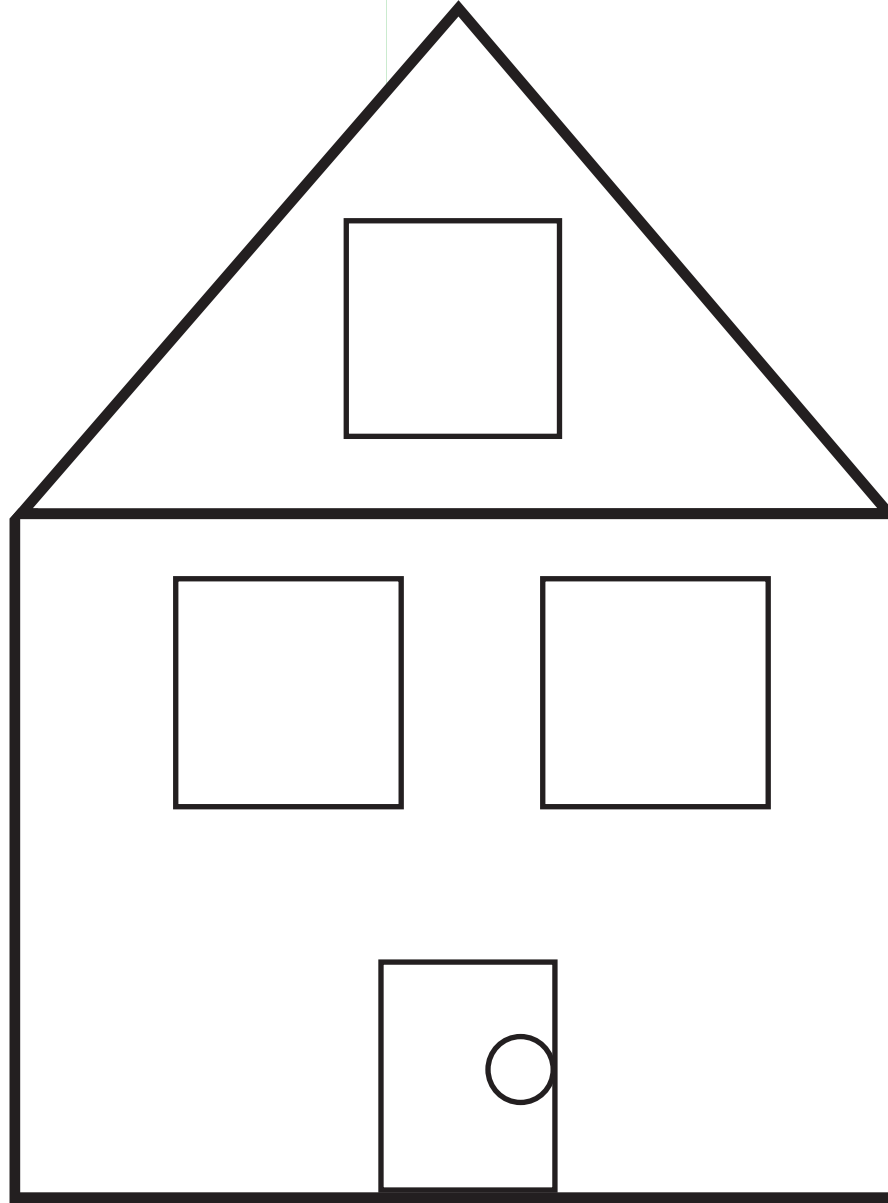


NAME (NEYM) / AD


CLASS (KILAS) / SINIF



Square



Triangle



Circle

Give a colour to each shape and paint the house accordingly. (Giv e kalır tu iç şeyp end peynt dı haus akordingli.)  
Her şekle bir renk vererek evi boyayın.