



Unit 19 (Yunit) 19 Ünite 19


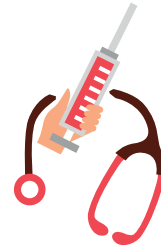

Worksheet (Vörkşit)  
Çalışma Kağıdı

Jobs  
(Cabs)  
Meslekler




NAME (NEYM) / AD

CLASS (KILAS) / SINIF



Match the tools with the jobs. (Meç dı tuls vit dı cabs.) Ekipmanları mesleklerle eşleştirelim.



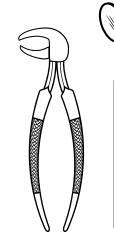
## Jobs (Cabs) Meslekler

Worksheet (Vörkşit)  
Çalışma Kağıdı



NAME (NEYM) / AD

CLASS (KILAS) / SINIF



Match the tools with the jobs. Then tick the job you want to be. (Meç dı tuls vit dı cabs.  
Den tick dı cab yu vant tu bi.) Ekipmanları mesleklerle eşleştirip sonra olmak istediğimiz mesleği işaretleyelim.



Unit 20 (Yünit) 20 Ünite 20


Worksheet (Vörkşit)  
Çalışma Kağıdı

Vehicles  
(Viykıl)  
Taşıtlar



NAME (NEYM) / AD

CLASS (KILAS) / SINIF



Paint the car according to the colours given. (Peint dı kar ekording tu dı kalırs gıvın.)  
Arabayı verilen renklere uygun şekilde boyayalım.







## Vehicles (Viiykıls) Taşıtlar

Worksheet (Vörkşıit)  
Çalışma Kağıdı



NAME (NEYM) / AD

CLASS (KILAS) / SINIF



Tell the names of vehicles you see and describe them. (Tel dı neyms of viykıls yu si end diskırayb dem.)  
Gördüğümüz taşıtların adlarını söyleyip tarif edelim.



Unit 21 (Yünit) 21 Ünite 21


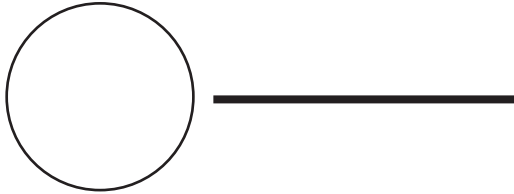
Worksheet (Vörkşit)  
Çalışma Kağıdı

Shapes  
(Şeyps)  
Şekiller




NAME (NEYM) / AD

CLASS (KILAS) / SINIF

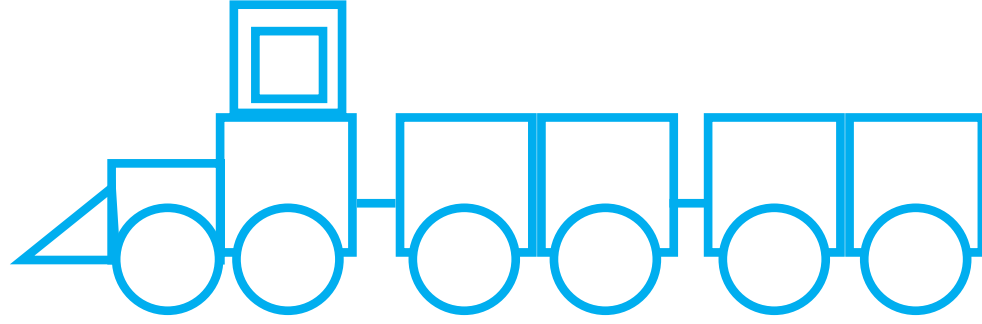


Give each shape a colour and paint the pictures accordingly. Then count and write the numbers of shapes.  
(Giv iç şeyp e kalır end peunt dı pikçirs ekordingli. Den kaunt end virayt dı nambırs of şeyps.) Her şekile bir renk verelim ve buna uygun şekilde resimleri boyayalım. Daha sonra şekilleri sayalım ve adetlerini yazalım.




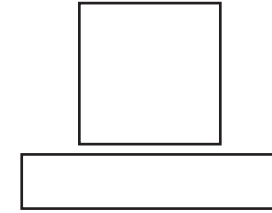

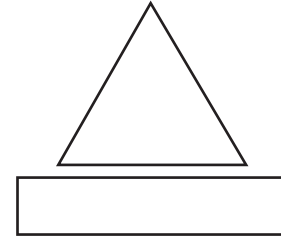

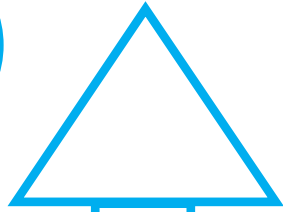


## Shapes (Şeyps) Şekiller

Worksheet (Vörkşit)  
Çalışma Kağıdı



NAME (NEYM) / AD

CLASS (KILAS) / SINIF



Find the shapes in the picture and count them. Give each shape a colour and paint the objects accordingly. (Faynd dı şeyps in dı pikçır end kaunt dem. Giv iç şeyp e kalır end peint dı obceks ekordingli.) Resimdeki şekilleri bulalım ve sayalım. Her şekile bir renk ve buna uygun şekilde resimleri boyayalım.