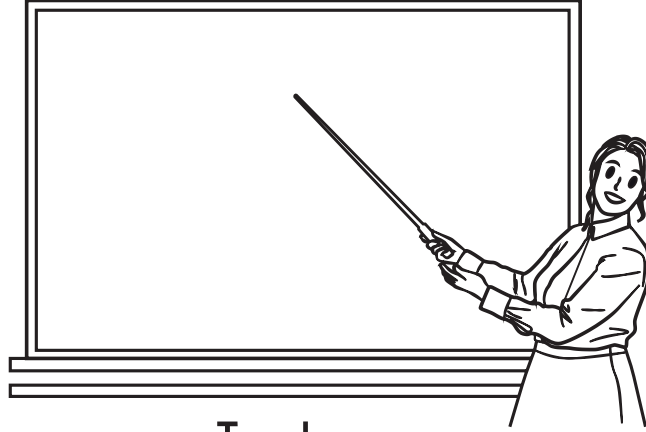




Unit 17 (Yünit) 17 Ünite 17

Worksheet (Vörkşit)
Çalışma Kağıdı

Jobs
(Cabs)
Meslekler



Teacher




NAME (NEYM) / AD


CLASS (KILAS) / SINIF



Doctor



Dentist



Engineer



Fireman



Policeman

What do you want to be when you grow up? Colour it. (Vat du u vant tu bi ven u girov ap? Kalır it.)
Büyüyünce ne olmak istersin? O mesleği boya.



Jobs (Cabs) Meslekler

Worksheet (Vörkşit)
Çalışma Kağıdı



NAME (NEYM) / AD

CLASS (KILAS) / SINIF

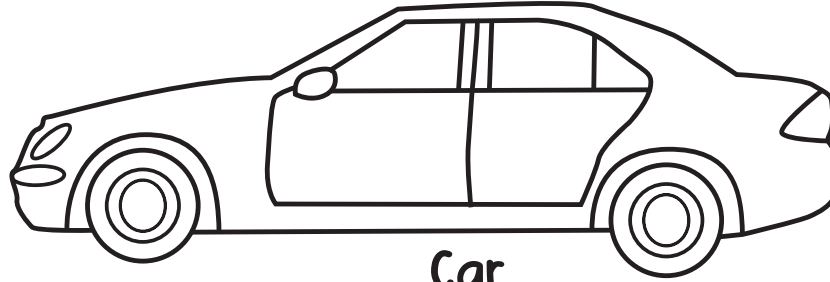
Stick a photo of your favourite job. (Sitik e foto of yor feyvirit cab.)
En sevdiğiniz mesleğin resmini yapıştıralım.



Unit 18 (Yünit) 18 Ünite 18

Worksheet (Vörkşit)
Çalışma Kağıdı

Vehicles
(Viykılıs)
Taşıtlar




Car

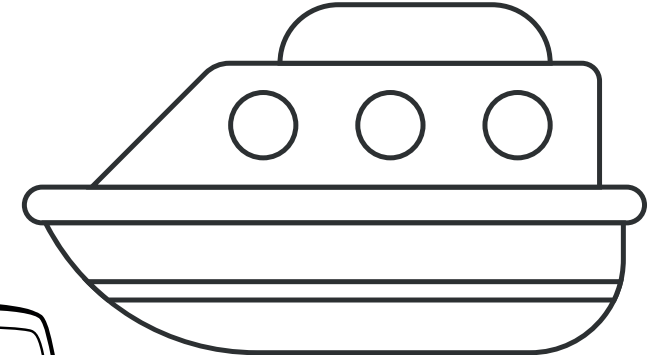


NAME (NEYM) / AD


CLASS (KILAS) / SINIF




Plane




Boat



Bus



Train



Bike

Let's paint the vehicles! (Lets peint di viykılıs!) Haydi taşıtları boyayalım!




Vehicles (Viiykıls)
Taşıtlar

Worksheet (Vörkşıit)
Çalışma Kağıdı




NAME (NEYM) / AD

CLASS (KILAS) / SINIF





Let's paint the bus and the traffic lamps. (Lets peint dı bas end dı trafık lemps!)

Haydi otobüsü ve trafik ışıklarını boyayalım!






Vehicles (Viikils) Tařıtlar

Worksheet (Vörkřit)
Çalıřma Kağıdı



NAME (NEYM) / AD

CLASS (KILAS) / SINIF



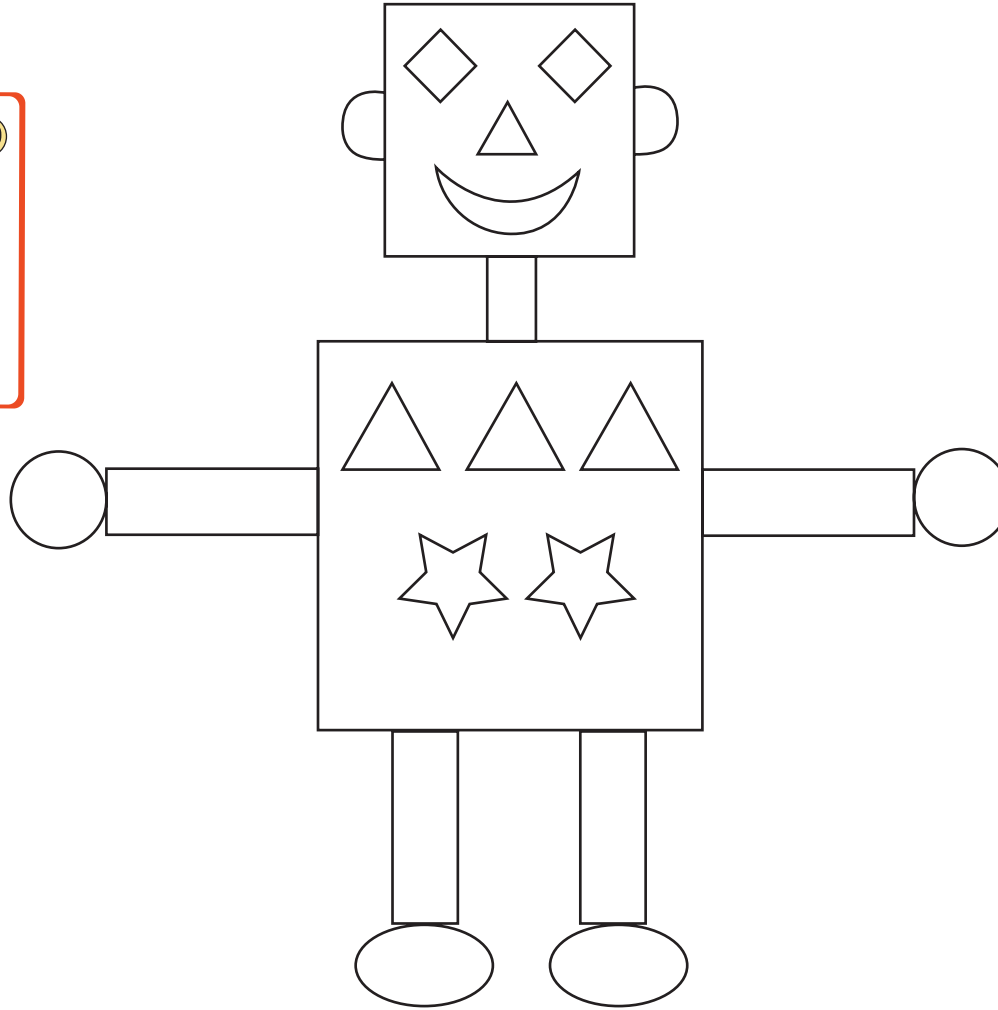
Tick your two favourite vehicles and tell them in English. (Tik yor tu feyvirit viikils end tel dem in İngiliz).
Favori iki ulaşım aracını işaretleyip İngilizcelerini söyleyelim.



Unit 19 (Yünit) 19 Ünite 19

Worksheet (Vörkşit)
Çalışma Kağıdı

Shapes
(Şeyps)
Şekiller



NAME (NEYM) / AD

CLASS (KILAS) / SINIF



Blue



Yellow



Purple



Red



Orange



Pink



Black



Green



Brown

Paint the robot according to the colors given. (Peynt di robot ekording di kalırs givin.)
Verilen renklere göre robotu boya.




Shapes (Şeyps) Şekiller

Worksheet (Vörkşit)
Çalışma Kağıdı


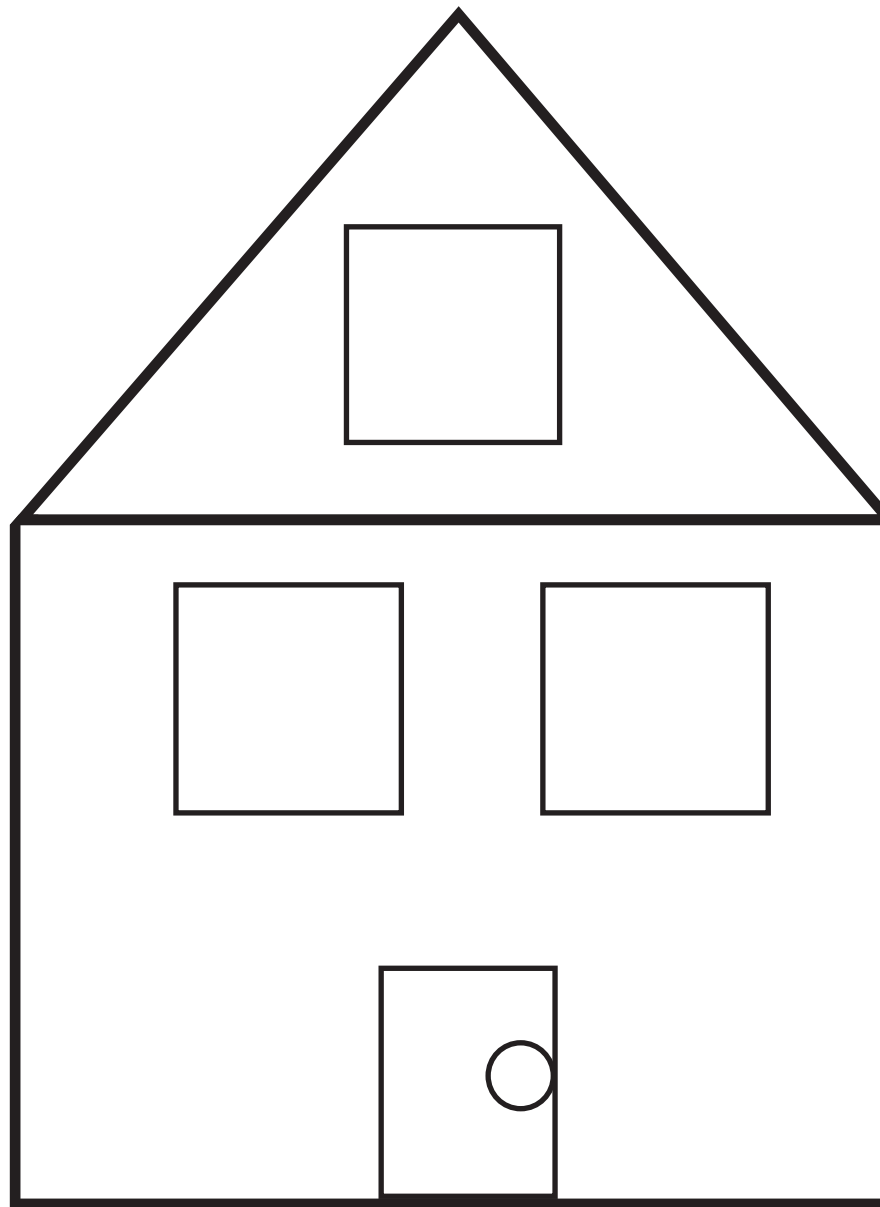


NAME (NEYM) / AD


CLASS (KILAS) / SINIF



Square



Triangle



Circle

Give a colour to each shape and paint the house accordingly. (Giv e kalır tu iç şeyp end peynt dı haus akordingli.)
Her şekle bir renk vererek evi boyayın.